

The Wellesley



## THE WELLESLEY YACHT



THE WELLESLEY YACHT IS A UNIQUE MASTERPIECE, COMBINING THE TIMELESS ELEGANCE OF 1920S INSPIRED ART DECO STYLE WITH EXTRAORDINARY FLAWLESS DESIGN SYNONYMOUS WITH ITALIAN YACHT ARTISTRY.

The Wellesley Yacht features expansive living areas both above and below deck to provide every conceivable comfort to guests on board. With a selection of sundecks incorporating sunpads, flexible relaxation areas, a luxurious Jacuzzi, large wet bar and barbeque; The Wellesley Yacht offers unrivalled entertaining space. Her sophisticated interior styling combines modern luxury with the glamorous elegance of times gone by, designed by Fox Linton Associates in reflection of renowned sister hotel The Wellesley, London's first boutique-grand hotel in the heart of Knightsbridge. Both the yacht and hotel combine captivating grandeur with uncompromising service to create an unforgettable guest experience.

### LOCATION – SOUTH OF FRANCE AND CENTRAL MEDITERRANEAN

Renowned for its beauty, the South of France has a wealth of quiet bays and superlative waters. The Riviera's chic beach clubs, world-class restaurants, boutiques and spas combine to offer the world's most luxurious lifestyle. On the stunning seas of the Central Mediterranean your skipper will create a bespoke itinerary to suit your preferences, whether that be enthralling helicopter flights around the smoking peak of Stromboli or anchoring in secluded bays with the incredible backdrop of Mount Etna. Traverse the coast of Italy, enjoy an Opera in Amalfi, barbeque line-caught lobster in the Aeolian or explore the rugged landscapes of Sicily.



## THE YACHT



INTERIOR

Refitted in 2013, her elegant, beautifully finished interior is spread across two levels consisting of a main and lower deck. Glass sliding doors open from the aft deck into the main saloon, a generous entertaining space leading into a luxurious dining area. Her stunning interior styling carries the art deco elegance of the hotel; with bespoke handmade furniture, beveled mirrors and stunning fashion photography from the 1920s and 1930s Vanity Fair and Vogue archives. The smoky blue and champagne colour pallets, against the cherry wood detailing and burnished metal lamps, give the room a sense of understated elegance and romance. The immaculate finish is further accentuated by the individually designed touches such as the bronze coffee table and humidior.

Contemporary entertainment and technology is seamlessly integrated into The Wellesley Yacht's golden era luxury and includes two 55" 3D HD Smart TVs and SONOS entertainment systems. The bridge underwent a complete refit in 2014 and now carries a state-of-the-art navigation suite, CCTV and beautiful custom designed seating for charter guests to enjoy.

Dining on The Wellesley Yacht is about enjoying every moment. The chef is available day and night to cater to every whim and charter guests may also use the galley at their leisure.



INTERIOR LOWER DECK

The Wellesley Yacht's staterooms are designed to be timeless, luxurious, comfortable and elegant. The master cabin is a haven of relaxation, with full beam width allowing for a walk-in wardrobe, dressing table and king sized bed with Egyptian linen. The en-suite bathroom features Romeo and Juliet basins, St Laurent marble, Hermes amenities and gold finishes to complete the sense of true luxury.

The VIP stateroom also enjoys the benefits of full beam width, with sleek lines highlighting the modern elegance of this special cabin. The adjoining starboard and port staterooms feature twin beds and an additional Pullman, perfectly lending itself to families.

### EXTERIOR

The Wellesley Yacht's generous aft deck features a large table for up to 10 people convertible depending on guest preferences. The rise and fall hydraulic swim platform with a fresh water shower offers the perfect private area to relax by the water, and access the tender.

From al fresco dining to sunset cocktails, The Wellesley Yacht's flybridge is the perfect setting for entertaining. Her main dining table offers impressive sea views, ensuring every meal enjoyed will be memorable. The large refrigerated wet bar houses a Weber barbecue. Sunpads offer a comfortable space to relax with friends and family in the sun surrounding the beautiful Jacuzzi.

---

## ACCOMMODATION

The Wellesley Yacht sleeps 12 guests in one master stateroom, one VIP double stateroom, two twin cabins and two Pullman bunks. All cabins are en-suite with showers. There is an additional full size convertible double bed in the media room, which can sleep a further two adults.

Crew sleep in three cabins within a private area located in the bow, which is accessed by its own entrance.

## CREW

There are five full-time crew on board, including Skipper, Engineer, Chef, Chief Stewardess and Second Stewardess.

## TENDER & TOYS

- 445 TJ Williams Performance Turbo Jet Tender
- Cayago Seabob under water propulsion
- Aquaglide rebound Aquapark 16' with slide and I-log
- Aquaglide blast with wedge
- Aquaglide Cascade 10.6 inflatable stand up paddle-boards
- Wake board & waterski equipment
- XO Extreme and tow tube



## SPECIFICATION

Type	Motor yacht
Builder	Falcon Yachts SRL (Italy)
Interior Designer	Fox Linton Associates (London)
Construction Year	2001
Refitted	2008 & 2013 (Complete refit)
Classification	RINA
Crew	5
Flag	Maltese
Engines	MTU 2000 series (M91)
GRT	146 Tons

## DIMENSIONS

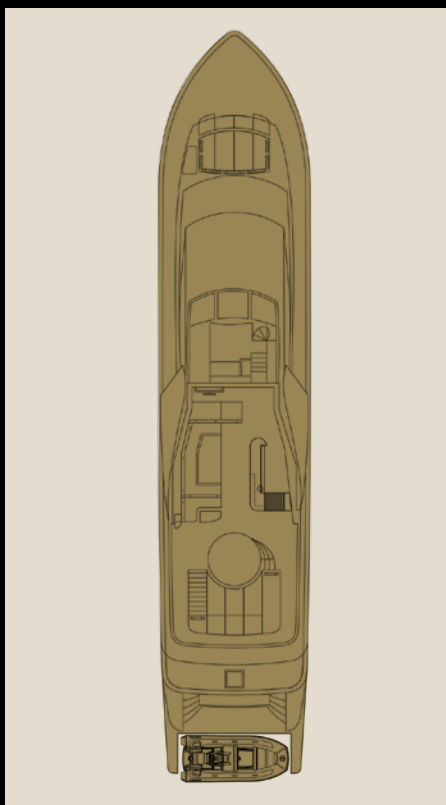
LOA	32.40 m / 107'89"
Beam	6.40 m / 21'31"
Depth	2.40 m / 7'99"

## SPEED UNDER POWER

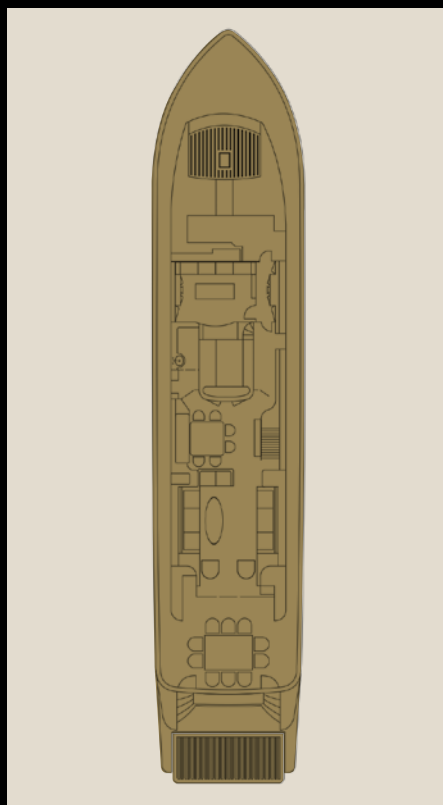
Maximum Speed (Knots)	25 Knots
Cruising Speed (Knots)	15 - 17 Knots
Economical Speed (Knots)	12-14 Knots

## DECK PLANS

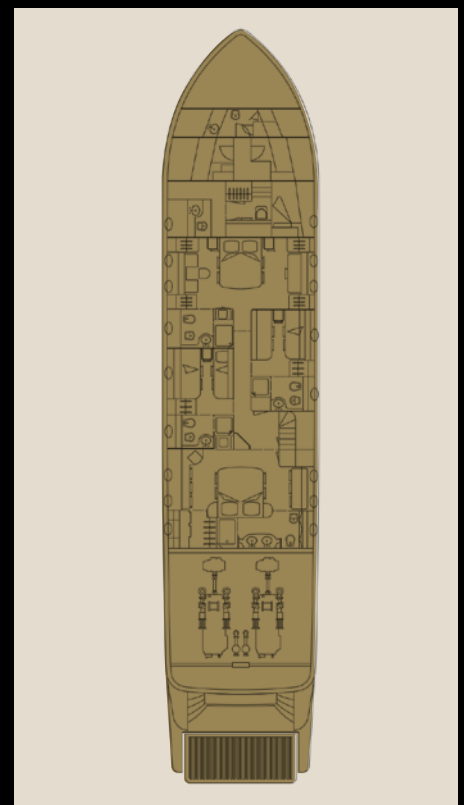
EXTERIOR



INTERIOR



INTERIOR LOWER DECK



## THE HOTEL

11 KNIGHTSBRIDGE LONDON SW1X 7LY  
TELEPHONE +44 (0) 20 7235 3535  
INFO@THEWELLESLEY.CO.UK  
WWW.THEWELLESLEY.CO.UK

## THE YACHT

ADDRESS LINE ONE  
ADDRESS LINE TWO  
TELEPHONE XXX XXX XXX  
INFO@THEWELLESLEY.CO.UK  
WWW.THEWELLESLEY.CO.UK



WELLESLEYLONDON



@WELLESLEYLONDON

